

RIP ALL THE PAGES!

BY KAREN BENKE

A GO-TO, 5-STEP LESSON PLAN

to inspire Your 2nd-5th grade students to reach for a pencil and play on the page!

HERE'S ALL YOU'LL NEED:

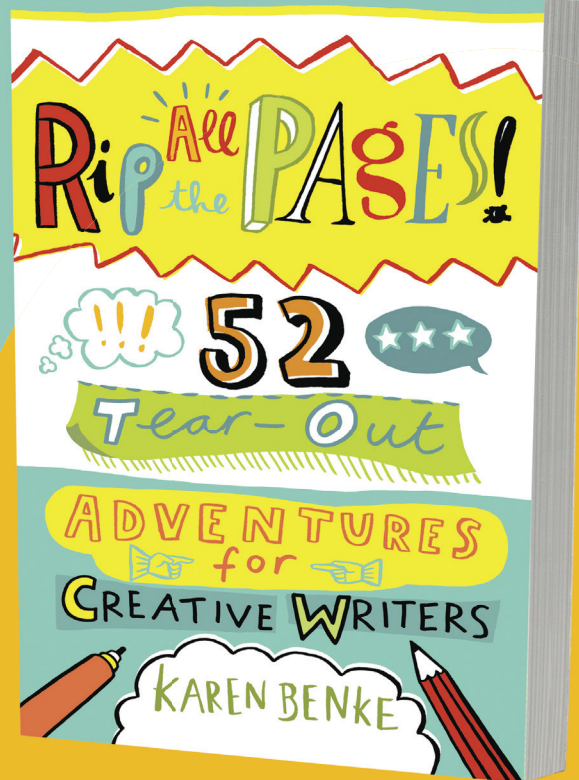
- * A fast-moving favorite pencil for each student
- * A stack of blank or lined paper
- * An invitation to young writers that they surprise themselves!
- * A handy list of Z-A words (provided below from *Rip the Page!* pg.171)

WHY WRITE AN ACROSTIC?

- * To help students learn to handle form
- * To introduce the term "spine word"
- * To give emerging and reluctant writers a way to feel successful with their writing
- * To encourage confident writers to play and challenge themselves
- * To write along with your students
- * To rekindle your enjoyment of creative writing

YOUR TURN TO TIP A WORD ON ITS SIDE!

- * Take the word SCAR or any 3-5 letter word and tip it on its side
- * After the word-tip, invite students to see what spills out! (Here's where the Z-A list is handy)
- * The word going down the page that's straight like your spine is called The Spine Word
- * The subject of an Acrostic need not be about the tipped Spine Word
- * Play with making short and long line Acrostics
- * Play with making an Acrostic that asks a question
- * Play with titling your Acrostic



Roost Books | Paperback
9781611800159 | 288 pages | \$16.95

FUN ACROSTIC EXAMPLES

What the Door Asks:

Does the sky
Over your house ever
Open up when the
Roof is asleep?

So what if life
Can bite
And chew—
Remember,
you can too!

Red is for
Entering
Dangerous poems...

Small Fact:

Most
Animals
Rarely
Kiss!

FURTHER EXPECTATIONS & CHALLENGES

- * Write an Acrostic that's one long (run-on) sentence
- * Tip your name or a favorite word on its side to see what spills out...like Griffin did:

Griffin's Luck!

Find your
Luck in
All that moves
Sideways &
Horizontal

- * Tip your dog or cat's name over
- * Pen an Acrostic using the word "Acrostic"
- * **BONUS:** Write an Acrostic with Spine Words that run the left and right side!
- * **DOUBLE BONUS:** Use this handy list of Z-A words and see how many acrostics you can make in an hour! (provided below from *Rip the Page!* pg.171)

REMEMBER

Choosing the right word among
Hundreds of thousands of millions
Of other words is the task, the
Inky-tall, sneaky task of all
Creative writers who must look everywhere
Especially in the pockets of their hearts!

HOW TO ASSESS STUDENT PROGRESS

- * Pay attention to how often students ask for creative writing time
- * Ask who wants to tape their Acrostics to the walls, white board, windows, doors!


Z-A LIST

zipper zany zigzag yowl yoga yacht x-ray X-mas wild whack wrinkle walrus voodoo vortex villain ukulele trapeze twirl trinket starfish skitter swarm reef riddle rain race quilt giver promise pinball plant organ nail nephew niece mushy murmur muddy lucky ladder lamp lost kite kayak kitchen jazz jungle jet icicle inch hush helmet howl guppy gravity goggles goat flute fence fork epic extinct elevator driftwood drool daffodil catapult cursive crawl create blaze bundle bonbons balance anxious anteater alarm about-face


OTHER TITLES BY KAREN BENKE



Roost Books
Trade Paperback
978-1-61180-268-9
199 pages | \$12.95



Roost Books
Paperback
9781611800159
288 pages | \$16.95



Roost Books
Paperback
9781590308127
256 pages | \$14.95

ABOUT THE AUTHOR



Karen Benke has inspired children—and a few adults—in the art of creative writing for over twenty years as a Poet in the Schools, writing guide, visiting author, and founder of The Writers Nest. Visit her virtually at www.karenbenke.com.