

FOR VISUAL READERS
TOON BOOKS®

Lesson Plan:


The making of a legend

The Great Antonio

by Elise Gravel
 TOON Books Level 2 – Grades 1-3

Questions and activities by
 Ala Lee, TOON Books Educational Outreach


THE GREAT ANTONIO
 by Elise Gravel
 TOON Books Level 2
 Guided Reading Level = M
 Lexile Level = 510L
 Hardcover 978-1-943145-08-9




Overview	Blending reality and fiction, <i>The Great Antonio</i> provides a fantastical account of an outsider who made a place for himself. Antonio has braids down to his knees, can wrestle with bears, and lived on the street. This story teaches us to celebrate everyone regardless of how they appear at first glance.
Subject	English Language Arts
Grade Level	1st – 3rd Grade
Objectives	Students will improve research skills. They will become familiarized with the elements of a biography and will produce their own one-page autobiography.
Before Reading	Introduce the biography and autobiography genre to students. Explain how the facts about a person’s life are composed into a detailed story. Talk about how biographies paint a complete picture of a person’s life by describing their childhood, adulthood, and accomplishments. Have students think about the kind of information they would want to learn from a person’s biography.
During Reading	Draw attention to the type of information given about Antonio- Where was he born? How much did he weigh? How did he use his braids? Point out speculative words like “maybe” and “may have.”
After Reading	Discuss why the author chose Antonio as her subject (see the “About the Author” page at the back of the book.) Have students determine whether each statement about Antonio is fact, exaggeration, speculation, or fantasy. Distribute the cartoon activity sheet. Have students share interesting facts about themselves such as things they like or feel they are good at. Discuss whether you will allow factual or funny answers and how those also provide information about a person. Discuss the relationship of humor and truth. Point out that comics can be a good way to sum up information and have students draw and write a portrait of themselves on the activity sheet.

© and ™ 2016 RAW Junior & TOON Books. All rights reserved.

WWW.TOON-BOOKS.COM





THE GREAT ANTONIO
 by Elise Gravel
 TOON Books Level 2
 Guided Reading Level = M
 Lexile Level = 510L
 Hardcover ISBN: 978-1-943145-08-9

Lesson Plan:

The making of a legend

The Great Antonio

by Elise Gravel

TOON Books Level 2 – Grades 1-3

Questions and activities by

Ala Lee, TOON Books Educational Outreach

ELA COMMON CORE STANDARDS (GRADES 1-3)

KEY IDEAS AND DETAILS		CRAFT AND STRUCTURE	
What makes Antonio great? Have students list Antonio's abilities. Ask them to describe his personality.	RL.1.1, RL.2.1, RL.3.1	Explain "exaggeration" and have students find parts of the story that they think are exaggerated. Ask students to consider why the author sometimes uses exaggeration and fantasy to tell Antonio's story.	RL.1.4, RL.2.4, RL.3.4
What kind of information is given about Antonio? Divide students into three groups. Have the first group retell Antonio's childhood, the second group his adulthood years as a wrestler, and the third group his final years by the donut shop.	RL.1.2, RL.2.2, RL.3.3	What kind of adjectives are used to describe Antonio? Ask students to think of more adjectives they would use to describe Antonio.	RL.1.4, RL.2.4, RL.3.4
Discuss how The Great Antonio fits into the biography genre. Explain the characteristics of a biography and why they are written.	RL.1.3, RL.2.3, RL.3.3	Ask students why they think the author chose to make certain words larger and visually different compared to the main text. Explain emphasis and the different ways that words can be emphasized (underlining, bold, italics, all capital letters).	RL.1.6, RL.2.6, RL.3.6
INTEGRATION OF KNOWLEDGE AND IDEAS		SPEAKING AND LISTENING / WRITING	
In the "About the Author" page, the author says she is interested in strange and unusual people. Ask students to think about why the author and the people of Montreal still loved and accepted Antonio despite his unusual qualities.	RL.1.7, RL.2.7, RL.3.7	Antonio is very proud of his physical strength. Ask students to share a quality about themselves they are proud of. Aside from some of his accomplishments, not much is known about Antonio. Have students think of questions they would ask Antonio to get to know him better.	SL.1.1, SL.1.4, SL.2.1, SL.2.4, SL.3.1, SL.3.4,
Have students read the story of Hercules. Discuss the similarities between Antonio and Hercules. How does having great physical strength affect the lives of both of these characters? Do they have weaknesses in other areas? Ask students to think of other stories with characters that are very strong (ex. Superman).	RL.1.9, RL.2.9, RL.3.9	Distribute the cartoon activity sheet. Have students share interesting facts about themselves. Discuss whether you will allow fantastical or funny answers and how those can also provide information about a person. Discuss the relationship of humor and truth. Point out that comics can be a good way to sum up information, and have students draw and write a portrait of themselves on the activity sheet.	W.1.1, W.1.2, W.1.8, W.2.1, W.2.2, W.2.8 W.3.1, W.3.2, W.3.8

THE WORLD OF

I am **GREAT** at _____

← your name

YOU CAN ALSO CALL ME _____
nickname

Where I'm from _____

SOME THINGS I LIKE:  **AGE:** _____ 

1. _____
2. _____
3. _____

my favorite animal  *DRAW HERE*

someday I want to... _____

my favorite **COLOR** 