









# Sam-I-Am Name Tags

Photocopy this page and cut out the name tags. Distribute the tags during reading time and have the kids write their names in the spaces provided.

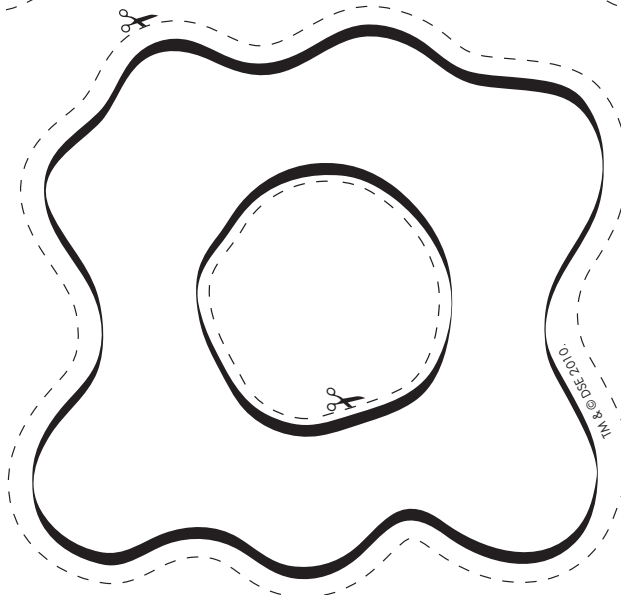

  _____-I-Am <small>TM &amp; © DSE 2010.</small>	 _____-I-Am <small>TM &amp; © DSE 2010.</small>
 _____-I-Am <small>TM &amp; © DSE 2010.</small>	 _____-I-Am <small>TM &amp; © DSE 2010.</small>
 _____-I-Am <small>TM &amp; © DSE 2010.</small>	 _____-I-Am  <small>TM &amp; © DSE 2010.</small>



# It's an **EGG**stravaganza

## Getting egg on your face has never been so much fun!

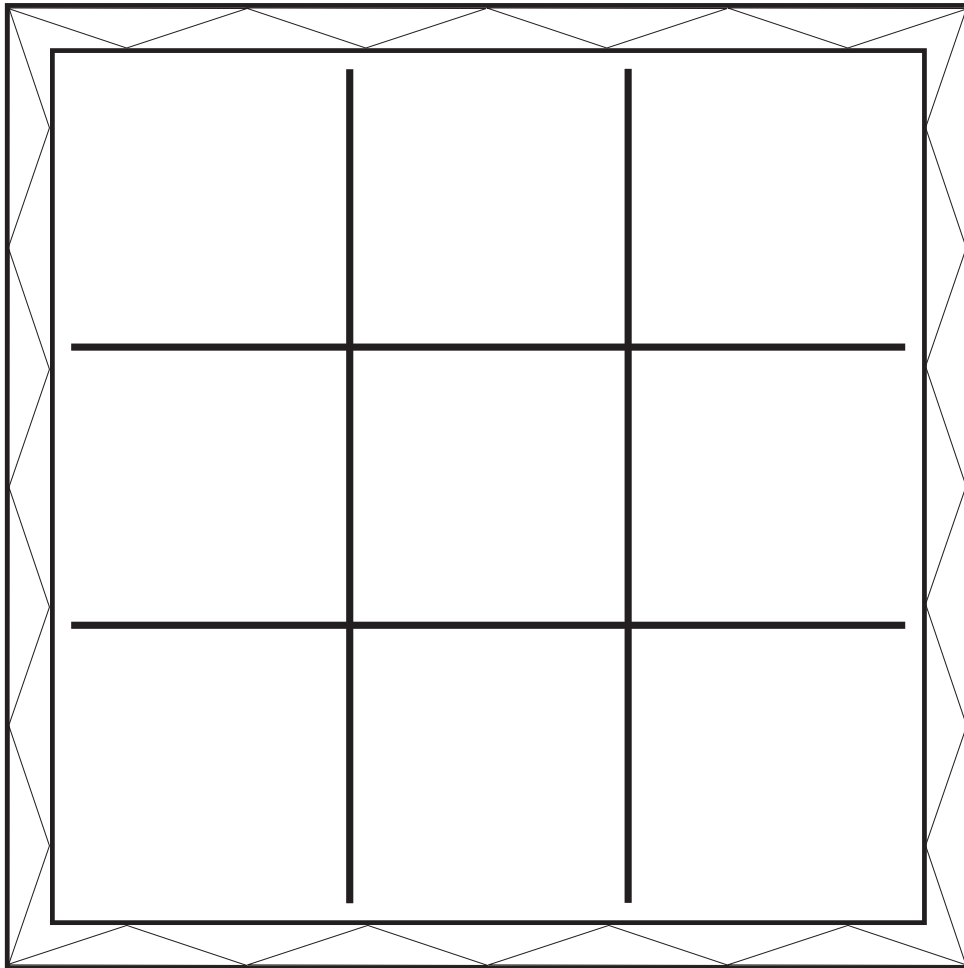
Cut out and color the picture frame below. Write your name and attach or draw your picture in the space provided. Now, cut out the egg, including the egg yolk, and place the egg over the picture so that your face is seen through the yolk. Then attach the egg to the frame. For extra fun, place a piece of green saran wrap on the back of you egg so that your picture turns green when you look through it!



# Tic-Tac-Toe, Green Eggs in a Row

.....

Cut out and color the board and game pieces. Then pair up with a partner for a fun-filled game of tic-tac-toe!



TM & © DSE 2010.



TM & © DSE 2010.



TM & © DSE 2010.



TM & © DSE 2010.



TM & © DSE 2010.



TM & © DSE 2010.



TM & © DSE 2010.



TM & © DSE 2010.



TM & © DSE 2010.





TM & © DSE 2010.



# Pin the Eggs on the Plate

Cut out and copy the image below and hang it on the wall. Cut out the egg templates below. To "pin" the eggs to the plate, attach a piece of tape to the back of each one.

Start the game by blindfolding and then "scrambling" the first player by turning the player around a few times before sending him or her off toward Sam-I-Am's plate. Have each guest take a turn. Hand out green jellybeans to everyone who played, and green stars to those who got their eggs on Sam's plate.



# Green Eggs and Ham Word Search!

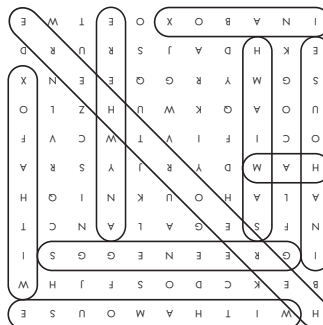
Green eggs and ham can be eaten in the rain, on a train, on a boat, or with a goat!  
Help Sam-I-Am find more places where green eggs and ham are good to eat!  
Look for the words up, down, and diagonally.

GREEN EGGS  
HAM  
SAM I AM

IN A HOUSE  
WITH A MOUSE  
IN A BOX

WITH A FOX  
ANYWHERE  
HERE OR THERE

H	W	I	T	H	A	M	O	U	S	E
B	E	K	C	D	O	S	F	J	H	W
I	G	R	E	E	N	E	G	G	S	I
N	F	S	E	G	A	L	A	N	C	T
A	L	A	H	O	U	K	N	I	Q	H
H	A	M	D	Y	R	J	Y	S	R	A
O	C	I	F	I	V	T	W	C	V	F
U	O	A	Q	K	W	U	H	Z	L	O
S	G	M	Y	R	G	Q	E	E	N	X
E	K	H	D	A	J	S	R	U	R	D
I	N	A	B	O	X	O	E	T	W	E

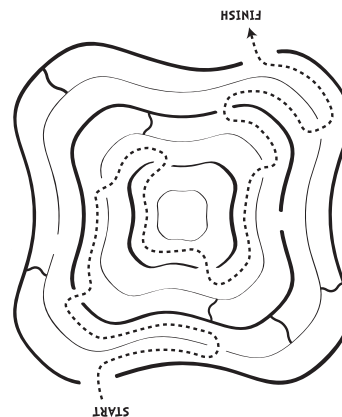

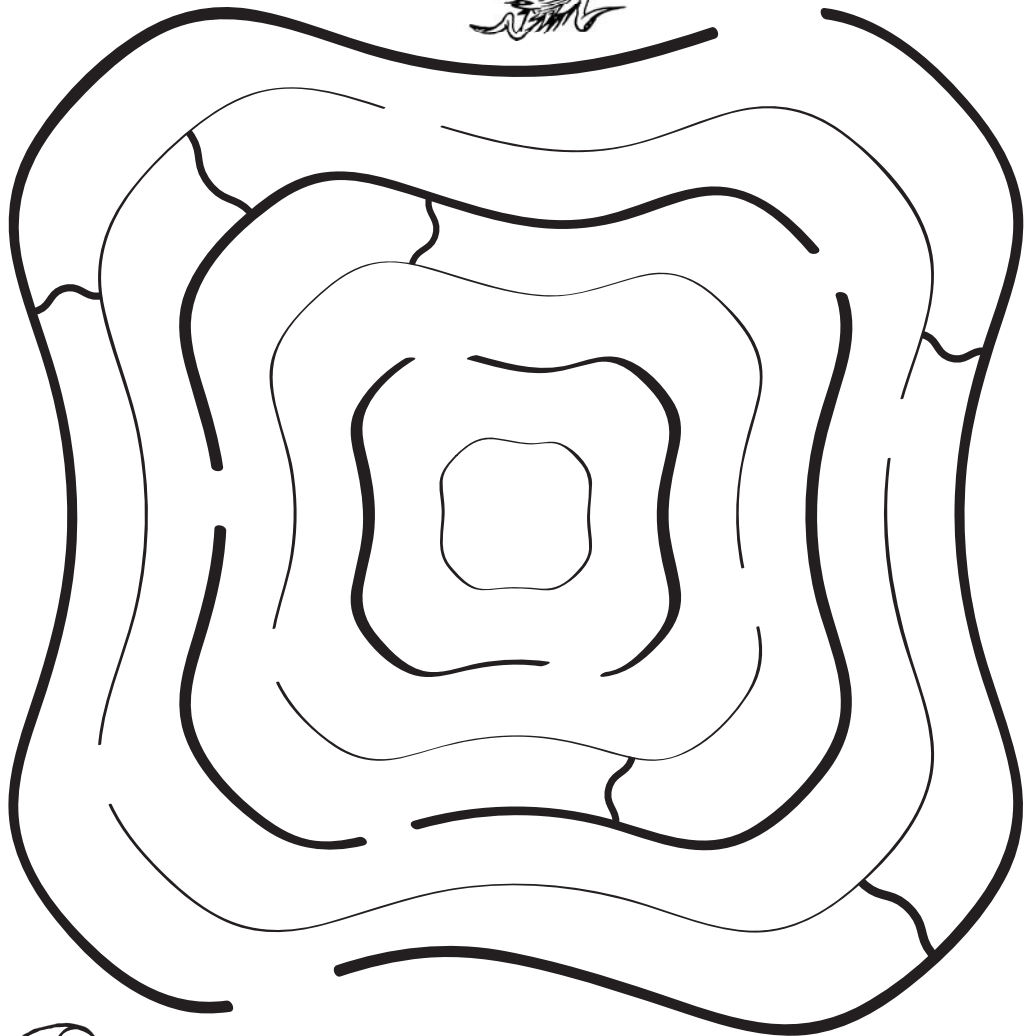


ANSWER KEY:



# AMAZEing Green Eggs and Ham!

Help Sam-I-Am FIND the green eggs and ham at the end of the maze!



MAZE KEY:

