


THE STORIES JULIAN TELLS

EDUCATORS' GUIDE

Ann Cameron



- ✓ COMPANION NOVELS AVAILABLE
- ✓ ENGAGING INDEPENDENT READ
- ✓ GREAT FOR EXCERPTING AS A READ-TOGETHER

Julian is a quick fibber and a wishful thinker. And he is great at telling stories. He can make people—especially his younger brother, Huey—believe just about anything. Like the story about the cats that come in the mail. Or the fig leaves that make you grow tall if you eat them off the tree. But some stories can lead to a heap of trouble, and that's exactly where Julian and Huey end up!

Grades 1–4
A Common Core Appendix B
Text Exemplar Selection
Lexile: 520L • F&P: O
PB: 978-0-394-82892-3
EL: 978-0-307-80119-7

Reading for Information Activity

Throughout the stories, Julian and his brother and friends cook, garden, and make crafts. Supplement the reading of these stories with informational texts that guide your students to engage in similar activities. Print a recipe for a meal that your students can prepare during class, share excerpts on different flowers and instructions for planting them, and provide directions to a craft kite project that the students can complete on their own. For each activity, focus the students' attention on headings, bold or italicized print, and other text features and discuss the main purpose of each text. Have the students list the steps they need to follow in each procedure before engaging in the activity.

- Correlates to Common Core State Standard: RI.3.3: Describe the relationship between a series of historical events, scientific ideas or concepts, or steps in technical procedures in a text, using language that pertains to time, sequence, and cause/effect.

Craft: Figurative Language Activity


While Julian, his brother, and his father cook together, the figurative language bursts out of the story! Let's help your students pull the examples out of the book and fry them in your Figurative Language Frying Pan. After reading pages 1–2 aloud to the class, define figurative language and identify examples together. Then have students work in groups to continue pulling out more examples of figurative language (e.g., similes, imagery) while reading collectively. Place an actual frying pan in the middle of the room. Direct students to write their example with the page number, tear it from their paper, toss it into the frying pan, and continue searching for more. When your pan is full, read the examples aloud and discuss how these examples strengthen and “heat up” the writing.

- Correlates to Common Core State Standards:
RL.3.4: Determine the meaning of words and phrases as they are used in a text, distinguishing literal from nonliteral language.
L.3.5: Demonstrate understanding of word relationships and nuances in word meanings.



STEPPING STONES


MORE STORIES BY ANN CAMERON




Julian, Dream Doctor
Lexile: 480L • F&P: O
PB: 978-0-679-80524-3
EL: 978-0-307-80019-0




Julian, Secret Agent
Lexile: 460L • F&P: O
PB: 978-0-394-81949-5
EL: 978-0-307-80017-6



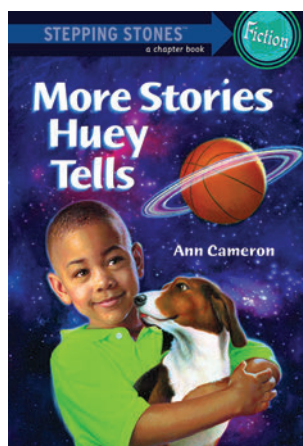
More Stories Julian Tells
Lexile: 430L • F&P: O
PB: 978-0-394-82454-3
EL: 978-0-307-80184-5



Julian's Glorious Summer
Lexile: 480L • F&P: O
PB: 978-0-394-89117-0
EL: 978-0-307-80018-3



The Stories Huey Tells
Lexile: 470L • F&P: O
PB: 978-0-679-88559-7
EL: 978-0-307-56024-7



More Stories Huey Tells
Lexile: 570L • F&P: O
PB: 978-0-679-88363-0



Gloria Rising
Lexile: 640L • F&P: N
PB: 978-0-440-41998-3

All: Grades 1-4