

FAMILY TREE ACTIVITIES

The family you're from and the family you find

These activities are for teaching a family tree unit, and will enable students to think more deeply about family, friends, and their community.

Heart Hands

Ask the students to trace the outline of both of their hands (fingers together), one at a time, on a piece of copy paper, with the thumbs and index fingers touching. Then cut them out and glue them on a piece of color construction paper. Ask the students to draw things that are special to them inside the outlines—toys, animals, places, people, or anything else they can think of. Then have them share one item they drew with the class.

Traditional Family Tree

Ask the students to lay one of their hands (fingers spread) and forearm on a piece of paper. Have them trace their hand and arm (about halfway to their elbow). This will serve as the tree trunk and branches. Once they have the outline, ask them to draw members of their family on the branches. They can group relatives together or scatter them around the tree. Once everyone is finished, ask them to share their creation with the class.

Whiskers, Tails, and Scales—Pets Are Family, Too!

Decorate a paper plate to look like your pet. If you don't have a pet, create an imaginary pet. Share and display the pet's likenesses.







It Takes a Village

Ask your students: "Do you have a local store owner/worker, bus driver, or school official who you see every day? Do you look forward to going to visit their store, get the bus, or go to a certain class?"

Have the class write thank-you notes to the people who are helping them become the amazing people they are growing up to be! Decorate the note for an extra-special touch.

Encourage students to deliver their letters the next time they see the special people!

Family and Friends Make You Who You Are!



schwartz & wade books