

EDUCATORS' GUIDE

HARRY

VERSUS

THE FIRST 100 DAYS OF SCHOOL



by
EMILY JENKINS

illustrated by
PETE OSWALD

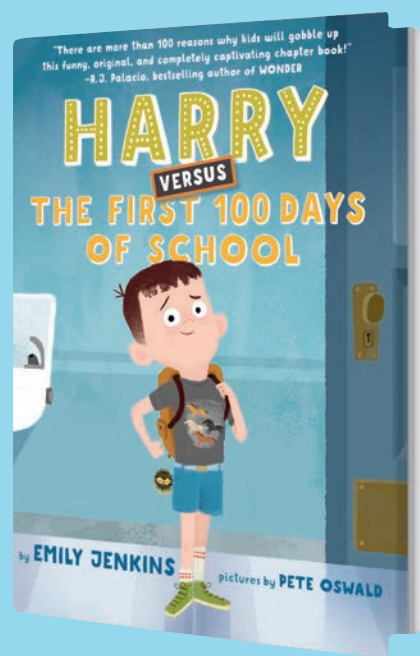


Illustration © 2021 by Pete Oswald



a.s.b
anne schwartz books



@RHCBEducators



@randomhousekids

Praise for

HARRY

VERSUS

THE FIRST 100 DAYS OF SCHOOL



“Funny, original, and completely captivating.”

—R. J. Palacio, bestselling author of *Wonder*

★ “Infused with the author’s characteristic, multileveled tongue-in-cheek humor and even some satiric tweaks.”—*Booklist*, starred review

★ “Endearing from the get-go.”
—*Publishers Weekly*, starred review

“This appealing chapter book is a terrific addition to any 100-day narrative collection.

It is perfectly tailored for a read-aloud and is bound to be a favorite.”

—*School Library Journal*

★ “[A] realistic, comical, heartwarming journey.”
—*Kirkus Reviews*, starred review

More Titles by Emily Jenkins



All-of-a-Kind Family Hanukkah

Emily Jenkins


Illustrated by

Paul O. Zelinsky

HC: 978-0-399-55419-3

GLB: 978-0-399-55420-9

EL: 978-0-399-55421-6



A Greyhound, a Groundhog


Emily Jenkins

Illustrated by

Chris Appelhans

HC: 978-0-553-49805-9

EL: 978-0-553-49807-3



Lemonade in Winter

Emily Jenkins

Illustrated by

G. Brian Karas

HC: 978-0-375-85883-3

EL: 978-0-375-98773-1



Toys Go Out


Emily Jenkins

Illustrated by

Paul O. Zelinsky

TR: 978-0-385-73661-9

EL: 978-0-307-56073-5



Toy Dance Party

Emily Jenkins

Illustrated by

Paul O. Zelinsky

HC: 978-0-375-83935-1

TR: 978-0-375-85525-2

EL: 978-0-375-98280-4



Toys Come Home

Emily Jenkins

Illustrated by

Paul O. Zelinsky

HC: 978-0-375-86200-7

TR: 978-0-449-81592-2

EL: 978-0-375-89345-2



Toys Meet Snow

Emily Jenkins

Illustrated by

Paul O. Zelinsky

HC: 978-0-385-37330-2



Water in the Park

Emily Jenkins

Illustrated by

Stephanie Graegin

HC: 978-0-375-87002-6

EL: 978-0-375-98718-2



HARRY

VERSUS

THE FIRST 100 DAYS OF SCHOOL



About the Author

Emily Jenkins has written many acclaimed books for children, including three chapter books about the toys: *Toys Go Out*, *Toy Dance Party*, and *Toys Come Home*. Her picture books include the Sydney Taylor Award–winning *All-of-a-Kind Family Hanukkah*, which received four starred reviews; *A Greyhound*, a *Groundhog*, which received five starred reviews; *Toys Meet Snow*, recipient of four starred reviews; *Water in the Park*, a *Booklist* Editors' Choice and a *Bulletin Blue Ribbon Book*; and two *Boston Globe–Horn Book* Honor Books. Visit her at emilyjenkins.com or follow her on Twitter at @elockhart.

About the Illustrator

Pete Oswald is the #1 *New York Times* bestselling illustrator of *The Good Egg*, as well as *The Bad Seed*, which was an Amazon Best Children's Book of the Year and an indie favorite. He has worked as a character designer, a concept artist, and an art director on many popular films, including *Madagascar 2*, *Cloudy with a Chance of Meatballs*, and *Angry Birds*. This is his first chapter book.

Harry Versus the First 100 Days of School
By Emily Jenkins
Illustrated by Pete Oswald

HC: 978-0-525-64471-2
GLB: 978-0-525-64472-9
EL: 978-0-525-64473-6

About the Activities

Invite students to join Harry for the highs and lows of his first 100 days of school. While your class is reading this chapter book, engage students with the activities included in this guide that foster social emotional learning and celebrate 100 days of school!



Exploring Emotions

Dive deeper into this story, and connect more to its characters, by having students role-play scenes from the book! These scenes should have some sort of conflict, so that students can explore emotional development. Divide students into small groups and have each group find a different scene that shows characters expressing their feelings. They should read it carefully and discuss how each character feels. Then have each group act out the scene in front of the class and lead a discussion about the emotions involved. To extend this activity, students could write their own scene that deals with the same emotions but in a different context.



Card Exchange

After Harry makes a card for Diamond's mother, Diamond hurts his feelings by crumpling it up. Harry uses his next sight word assignment to express his feelings. Diamond does the same, apologizing to Harry. Have students each find a different scene in the book where there is conflict between two characters. Ask them to write short notes that express each character's feelings and point of view. In pairs, have students discuss how they could resolve the conflict. You can extend this activity by having students write a script in which the issue is discussed by the characters involved and the conflict is resolved.

Poems and Songs: 100 Words

Students have learned a lot of words in their first 100 days of school. As a class or in smaller groups, make a list of 100 words. Review the various poems and songs that Harry creates or recites in the book. Have students use words from the list to create their own rhythmic verses. They can be based on Harry's rhythms, or be completely original! They should print the final version, adding a border and decorations. Post the verses on a "100 Words Verse Wall" and invite students to recite or perform their offerings for each other. (Pages with poems or songs: pp. 34, 48, 120, 154, 218)



Book Party

Invite students to work in small groups to write and illustrate a picture book that uses exactly 100 words. At the same time, ask each student to identify a book they love and have them get it from the classroom, school library, or home. Each student should be ready to explain why they like it. Invite other classrooms to visit, one at a time, for a book party. Put the 100-word books on display and arrange the classroom so that visitors can approach each student to see and hear about the book they love. Have a list of the chosen books available in print or online. Visit


[RHTeachersLibrarians.com](https://www.rhteacherslibrarians.com)

to discover more books for the classroom!



Ms. Peek-Schnitzel's Lively Classroom

Ms. Peek-Schnitzel, Harry's teacher, has many ideas for integrating the number 100 into the classroom. Consider adopting some of Ms. Peek-Schnitzel's other classroom activities, such as the ones below!




- **100 Exercises** (p. 35)
- **Sparkly Word Wall** (p. 56)
- **Family Circle Charts** (p. 57) Since family can be a sensitive topic for some students, offer the option of creating a family circle chart for a fictional character or historical figure.
- **Storybook Parade** (p. 79) Because some students may not have supplies at home for costume creation, allow time in class. Cardboard boxes are easy to recycle into a costume!
- **Grown-Ups Share a Skill** (p. 171) If caregivers are unable to come into school, invite them to record a video that you can play for students so that everyone's included.
- **100 Objects for 100 Days Celebration** (p. 195)



Celebrating 100 Days

Holding a celebration on the 100th day of school has become a widespread tradition. The day celebrates what students have learned so far and how they have grown emotionally and socially. The internet abounds in ideas for 100th day activities. Here are some ideas for activities that celebrate this special day:

- Make a class list of 100 favorite foods and have students draw pictures of them.
- Create necklaces by stringing together 100 beads.
- Use 100 craft sticks, cups, or other craft materials to create a building.
- Divide students into ten groups and have each group make a paper chain with nine loops. Attach all the chains with ten connector loops to make a paper chain of 100 loops to decorate the classroom.
- The week before the celebration, ask students to reflect on things for which they are grateful. After giving it some thought, create a class list of 100 such things.



This guide was prepared by Kathleen Odean, a school librarian for more than fifteen years, who now gives professional development workshops for educators on new books for children and teens. Kathleen chaired the 2002 Newbery Award Committee and served on earlier Caldecott and Newbery Award Committees.

Illustration © 2021 by Pete Oswald

HARRY CHANGES

When the book starts, Harry has fears about school. After 100 days in the classroom, he feels better about many of his concerns. On the chart below, list three things that Harry was anxious about and what made him feel better. Write a sentence or two about what or who helped him.



Harry's Worry or Fear	What Improves?	Who or What Helps Harry?
Example: Harry worries that he's not an expert in anything.	He becomes an expert on guinea pigs.	Thanks to Charlotte, he meets Goblin. Harry reads a library book about guinea pigs. He also learns about them on the internet.



MAKING FRIENDS

Harry is nervous to start first grade, but soon he makes great friends! The story shows how these friendships form and grow, and how they endure conflicts or misunderstandings. Have students pair up and choose one of the friendships in the book. Then the students should fill in the bubbles to describe two important interactions that took place as the friendship evolved. Share with the class and discuss ways to nurture a friendship.



Illustration © 2021 by Pete Oswald

Harry's New Friend: _____

SCENE 1

Page numbers: _____

What happens?

How does it relate to becoming friends?

SCENE 2

Page numbers: _____

What happens?

How does it relate to becoming friends?

100TH DAY ROYALTY

Who doesn't love a crown? Photocopy this template for each student. Ask students to think of five aspects of the first 100 days that they especially liked. For each one, they should put a word, phrase, or picture on one of the crown's points. Help students cut out and assemble their crown and wear it for the celebration.

Directions: Cut out both pieces of the crown. Bend the front part of the crown and back part of the crown toward each other. Secure with tape.



Illustration © 2021 by Pete Oswald



HAPPY 100TH DAY OF SCHOOL