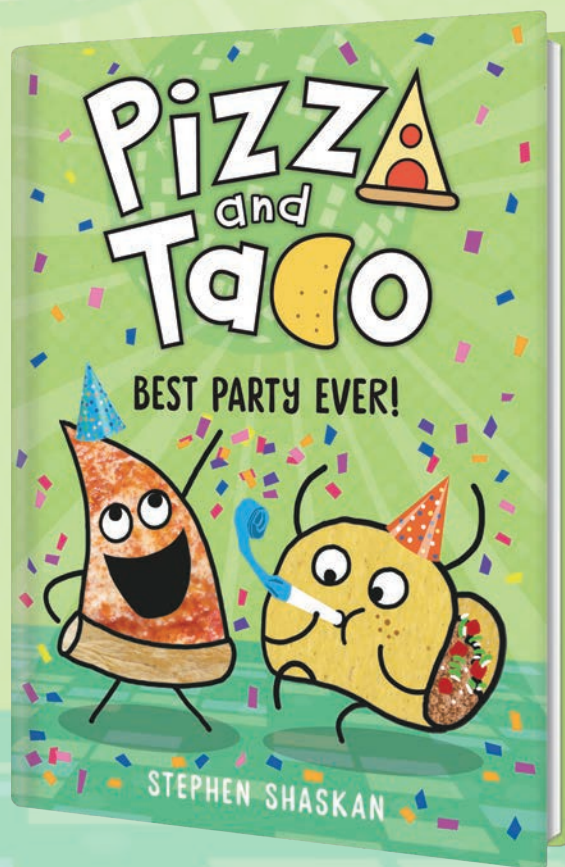
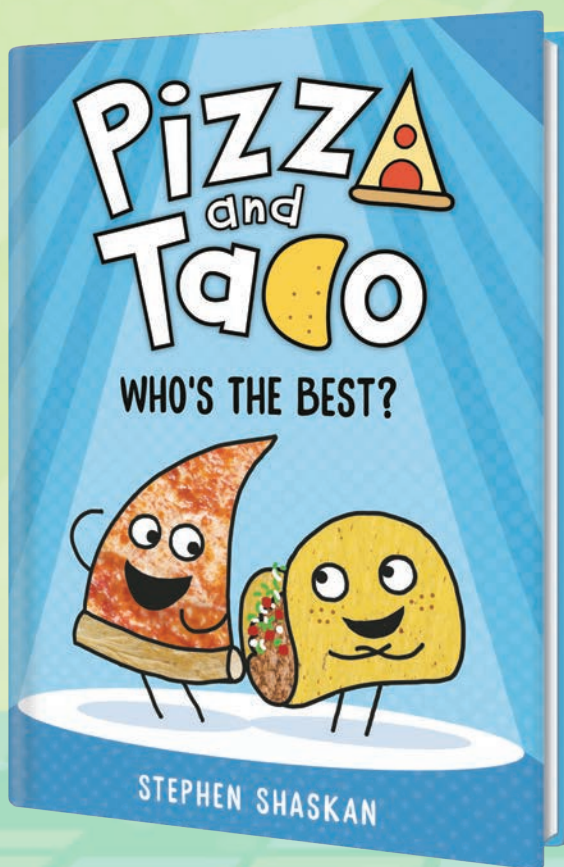


# Pizza and Taco

Get a **TASTE** of these  
two besties!




START THE CHAPTER BOOK  
GRAPHIC NOVEL SERIES TODAY!



# Pizza and Taco WHICH IS THE BEST?


Everyone has favorites!  
Circle which food  
YOU prefer.



CARROTS  
OR  
CELERY?

QUESADILLA  
OR  
GRILLED CHEESE?

CHOCOLATE BAR  
OR  
SOUR GUMMIES?





HAMBURGER  
OR  
HOT DOG?

APPLE  
OR  
BANANA?

MAC AND CHEESE  
OR  
CHICKEN TENDERS?

START THE  
SERIES TODAY!

FINALLY...





# Pizza and Taco

# PARTY NECESSITIES

Pizza and Taco are gearing up for the best party ever! Can you find these words to help them figure out what they need?

**Balloons**  
**Invitations**  
**Streamers**  
**Snacks**  
**Hats**  
**Presents**  
**Candles**  
**Games**



I	W	W	A	L	D	S	H	E	Z	S	S	Y	H	V
Z	N	A	S	R	J	M	T	T	L	Q	T	I	M	U
I	H	V	T	T	X	L	R	R	O	N	A	J	G	Q
T	E	D	I	J	N	P	R	W	E	S	H	Y	A	B
X	J	B	D	T	W	E	B	H	K	A	F	H	M	X
C	D	I	G	U	A	A	S	C	L	R	M	S	E	H
L	J	V	R	J	L	T	A	E	W	A	E	E	S	P
V	E	V	P	L	E	N	I	C	R	I	A	N	R	L
T	K	N	O	G	S	F	A	O	I	P	Z	J	N	S
B	L	O	M	C	P	N	C	V	N	H	P	I	N	M
R	N	T	N	M	D	P	F	T	P	S	I	G	F	I
S	R	R	W	L	X	R	R	E	Q	A	M	I	Q	T
J	Q	A	E	D	U	W	A	Z	Q	J	R	B	A	Y
G	S	S	F	R	Y	A	G	N	O	X	L	P	Q	W
K	U	F	B	L	Z	E	B	C	H	P	Z	Z	S	C



**START THE  
SERIES TODAY!**

Answers:

C	S	Z	Z	H	C	B	E	Z	T	B	f	n	K	
M	D	d	T	X	O	N	G	V	A	R	f	S	S	G
A	V	R	f	d	Z	V	M	N	d	B	f	d	f	
L	D	I	W	V	D	E	R	X	M	R	X	S	R	
I	f	C	I	S	f	d	f	d	M	N	I	N	R	
M	N	I	d	H	N	A	C	d	C	O	M	O	T	R
S	N	I	Z	d	I	O	f	S	G	O	N	K	L	
T	R	N	V	I	C	R	I	N	3	f	A	E	A	
d	S	E	R	V	M	E	A	T	I	R	A	f	T	
H	E	S	N	R	T	C	S	O	C	V	A	d	C	
X	W	H	f	V	X	H	B	E	M	L	d	d	f	X
B	V	A	H	S	S	M	R	N	I	d	E	I	E	
d	O	f	V	N	O	R	A	f	X	I	L	A	H	I
N	M	I	d	T	L	T	M	f	R	S	V	N	Z	
A	H	A	S	S	Z	E	H	S	d	T	V	M	M	I



# Pizza and Taco

# SNACK TIME

With the help of an adult, bring Pizza and Taco into your home by whipping up this treat!

## PIZZA NACHOS

### What You'll Need:

$\frac{1}{2}$  cup of shredded cheese  
(Mexican, cheddar Jack, etc.)

2 cups of tortilla chips

OPTIONAL  $\frac{1}{2}$  cup of pepperoni cut into  
small pieces


OPTIONAL  $\frac{1}{2}$  cup black olives, sliced

OPTIONAL  $\frac{1}{2}$  onion, diced

1. Preheat your oven to 400°F.
2. Add your chips to an oven-proof dish.
3. If you're adding any of the optional toppings, do it now.
4. Top with shredded cheese.
5. Place in the preheated oven and cook until the cheese is bubbly.
6. Enjoy!

ASK A GROWN-UP TO  
HELP WITH SHARP KNIVES  
AND HOT APPLIANCES!

START THE  
SERIES TODAY!



THROW A PARTY!



AWESOME!



YAAAS!