

From the *New York Times* bestselling creators of **ALL ARE WELCOME**

Alexandra Penfold  Suzanne Kaufman

# All Are Neighbors

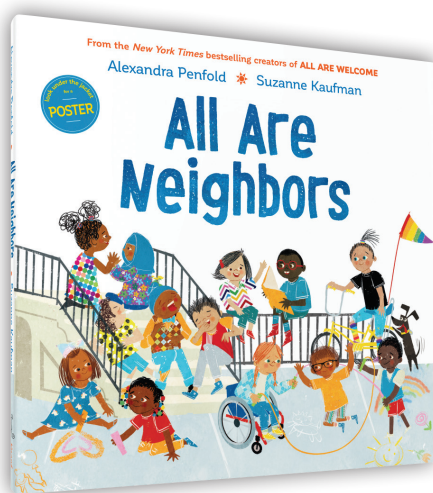


**RHTeachersLibrarians.com**

# Classroom Activity Guide



# All Are Neighbors Classroom Activity Guide



## About the Book

When a new family moves in, the whole neighborhood comes together to celebrate their diverse community in this uplifting new book from the bestselling creators of *All Are Welcome*!

**Let's go walking down our street.**

**Friends and neighbors here to greet.**

**Oh so many folks to meet.**

**We all are neighbors here.**

Moving to a new place can be hard, but when your neighbors welcome you with open arms, there are so many things to discover and celebrate. Come along with the kids from the bestsellers *All Are Welcome* and *Big Feelings* as they introduce a new kid to a community where everyone has a place and is loved and appreciated—no matter what.

## About the Author

Alexandra Penfold is a literary agent and the author of *All Are Welcome*, *The Littlest Viking*, *Food Truck Fest*, and *Eat, Sleep, Poop*. When she isn't writing and drinking strong iced coffee, she can be found perfecting her lattice crust. She lives in Brooklyn with her family. Follow her on Twitter at @AgentPenfold and on Instagram at @bklynbrownie.

## About the Illustrator

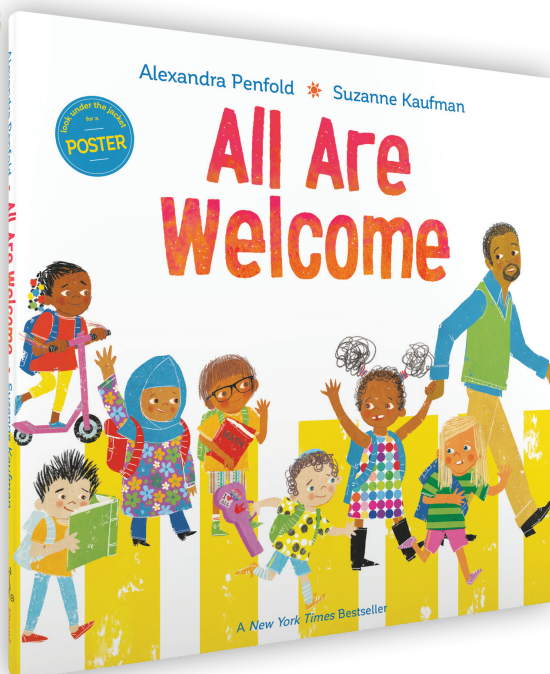
Suzanne Kaufman is an author, illustrator, animator, and lover of school potlucks. She has illustrated many books, including *All Are Welcome*, *I Love Monkey*, *100 Bugs*, *Naughty Claudine's Christmas*, and *Samanthasaurus Rex*. She also wrote and illustrated *Confiscated!* When not tramping through the wilds of the Pacific Northwest, you will find her teaching animation or working in her studio. She lives in Seattle with her family. Follow her on Twitter at @skaufmanart and on Instagram at @suzannekaufman.





# Other Titles by Alexandra Penfold and Suzanne Kaufman

All Are Welcome  
HC: 978-0-525-57964-9 • EL: 978-0-525-57966-3



★ “Penfold and Kaufman have outdone themselves in delivering a vital message in today’s political climate.”

—Kirkus Reviews, starred review


“Celebrate a school community as a great common ground where families of all kinds connect and share in their children’s educational journey. . . . The book’s refrain of ‘All are welcome here’ feels both deeply reassuring and almost radical in our polarized time.”

—Publishers Weekly

“This is a must-read for preschool and elementary classrooms everywhere.”

—Trudy Ludwig, author of *The Invisible Boy*

Big Feelings  
HC: 978-0-525-57974-8 • EL: 978-0-525-57976-2



“The little cast is expressive and energetic, and the reward for their hard work—a cleaned-up lot, a fabulous tire swing, and a gleeful, communal puddle splash—feels well-deserved.”

—Publishers Weekly

“As with its predecessor, its strength is again the diversity on display in its pages.”

—Kirkus Reviews



Art © 2022 by Suzanne Kaufman



# Classroom Discussion Questions



1. The setting for the story is a city neighborhood. Play I Spy. What can you see in the community shown in the illustrations? Is it similar to your community?
2. Kindness and including others are themes that run through this story. Look closely at the illustrations again. Find and discuss examples of kindness.
3. The refrain (a repeated phrase) of this book is “We are all neighbors here.” Why is it important to the story? What does it mean to be a good neighbor and to be part of a community?
4. How many examples of people helping other people can you find in the story?
5. What do you know about the characters in the story? What are some words the author used to help you know more about them? What did the illustrator do to help?
6. How are the children taking care of their shared space? How can you do that in your classroom community?
7. How did the neighborhood welcome a new family into the community? Find some examples!
8. What do you enjoy most about the community you live in?
9. Where do you like to visit in your community?
10. How is your classroom a community?
11. What workers and helpers do you see in your community? How about in your school community?
12. How can you be welcoming to someone in your school community? In your neighborhood?
13. What does the author mean by “We’re here for each other”?
14. What are some of the words in the story that describe the community?
15. How can your community be a “space for you and me”?

## Discussion Questions for *All Are Welcome, Big Feelings,* and *All Are Neighbors*

1. How does the setting change in each book? What words would you use to describe each setting?
2. Did you notice the same characters appear? Take a closer look at what some of the characters do in each story. What traits do you notice? Now that you know more about the characters, write a story about where they live and what they like to do!
3. Each story has a different theme. What do you think they are? How is each theme important in a community?
4. Each book has a repeated phrase. How do they go together? Can you make them into one long sentence?
5. “Our strength is our diversity” is a line from *All Are Welcome*. How is this shown in each book? How can you celebrate all the individuals in your school community?



# Activities

Build community at your school! After doing a large group or all-school read of *All Are Neighbors*, pick some of the questions from the classroom guide to talk about in your classroom communities. Choose activities to get your students moving around the school and saying hello to their neighbors!

1. Create a school community quilt. Have each classroom decorate a pre-cut piece of paper. Make it unique to your classroom! Glue them together. Then hang them all on a wall or other large background.
2. Meet someone new! Visit another classroom. Before the day of the visit, have each student choose three things about themselves that they will share. When you arrive in the new classroom, pair up! Sit down, introduce yourself, and share your three things. When you're done sharing, say, "Thank you, neighbor!" and find a new neighbor to meet! Partner with a different grade or classroom every trimester/quarter. By the end of the year, you'll have lots of new friends!
3. Did you notice all the fun places to go in the story's neighborhood? Where are your favorite places to go at school? Where are your favorite places to go in your neighborhood? Take a piece of paper and fold it in half. Draw your favorite place on one half. On the other half explain why it is your favorite. Make a book for your classroom library by combining all the pages. What a great directory of places to go in your neighborhood!
4. List examples of characters helping others that you can do at your school. Do you have any additional ideas as to how you can help your school community? Be a community collaborator at your school!



Guide prepared by Michele Knott, a literacy specialist and coach from the Chicago suburbs. Michele has been a part of her school community for over twenty years.



# Sensory Walk



Take a sensory walk in your community! Whether in your neighborhood community or your school community, use your senses to explore the world around you. Pay attention to the sense you are using; for example, close your eyes and see what you can hear. Run your hand over rough tree bark or a smooth floor. What are some things around your community that you noticed when you used each sense? Make a list!

**I took a walk around (circle one):**

my school community / my neighborhood community

**I used my senses and noticed . . .**

My senses	I noticed . . .
Sight	
Hearing	
Touch	
Smell	

**After your sensory walk, answer these questions.**

Were there any surprises? \_\_\_\_\_

Did you use one of your senses in a new way? \_\_\_\_\_

How do you see and experience your community differently now?

\_\_\_\_\_





# School Community Bingo



Let's spread some kindness and cheer through school community bingo!

Color in a box after you complete the kind activity.

How many ways can you get BINGO?

<b>Help someone with a problem.</b>	<b>Ask someone a question.</b>	<b>Do a favor for someone.</b>	<b>Pick up some trash.</b>
<b>Read a book with someone.</b>	<b>Eat lunch with a new friend.</b>	<b>Try a new activity.</b>	<b>Smile at someone you don't know.</b>
<b>Introduce yourself to someone new.</b>	<b>Say something kind to a classmate.</b>	<b>Hold the door open for someone.</b>	<b>Play a new game with a classmate.</b>
<b>Try a new food.</b>	<b>Create a work of art for someone at school.</b>	<b>Invite a new friend to play.</b>	<b>Recommend a book to a classmate.</b>

**Spread more kindness into your neighborhood community!  
How many ways can you show kindness? Go for another BINGO!**



**More Praise for *All Are Welcome***

“An important book that celebrates diversity and inclusion in a beautiful, age-appropriate way.”

—Trudy Ludwig,  
author of *The Invisible Boy* and  
*Quiet Please, Owen McPhee!*

Art © 2022 by Suzanne Kaufman