


EDUCATORS' GUIDE

MAGIC TREE HOUSE®

Rhinos at Recess



HC: 978-0-593-48850-8
EL: 978-0-593-48852-2
Grades: 1–4
F&P: N • Lexile: 390L

ABOUT *Rhinos at Recess*

Jack and Annie are on the playground at recess when they feel the magic tree house calling them. They sneak away and are whisked off to an adventure in South Africa, where a majestic rhino needs saving! There, they are confronted by a swooping helicopter, strict park rangers, and—most terrifying of all—poachers. How do you hide one of the largest land mammals in the flat terrain of the African savanna? Jack and Annie are going to need a little bit of magic for this mission!

CLASSROOM CONNECTION

ACTIVITIES

Rhinos in Their Habitat

Have students create dioramas of a grasslands biome. Ask students to research at least two animal species and two plant species. They should include and label those plants and animals in their diorama, positioning them appropriately. Students can build their diorama in a shoebox or other small container. Encourage them to be creative in the materials they use. Provide repurposed craft materials where possible. For example, magazine pages can make great diorama backgrounds, and paper towel and toilet paper rolls make great tree bark! Once completed, have students present their dioramas to the class and explain what they found interesting about the animals and plants depicted in their project.

CURRICULUM: Art • Science • English Language Arts

Go to the Savanna!

After reading, explore the tropical grasslands with a [virtual field trip](#). Create a virtual scavenger hunt. What details and descriptions can students recognize from *Rhinos at Recess*? Have students record their observations as they explore the savanna online.

CURRICULUM: Science • Social Studies

Two Truths and a Lie

After reading *Rhinos at Recess*, distribute index cards and have students write down two facts and one lie about the rhino. (The incorrect statement can be wild and wacky, or it can sound reasonable enough to be true.) Have readers share their statements about rhinos in groups or pairs. See if students can tell which statements are the facts and which is the lie.

CURRICULUM: Science • Social Studies • English Language Arts

Nature Walk

Jack takes notes about the animals he encounters. Have students collect information about animals in the world around them on a nature walk. You can go to a city park, a school courtyard, a green space, or even a zoo—any place that has animals (even familiar ones) that can be observed and studied. Have students sketch the animals they see. Set up a gallery walk for students to view one another's art and notes.

CURRICULUM: Science • Art

World Rhino Day



Did you know that World Rhino Day is celebrated on September 22 every year? It's a great opportunity for students to raise awareness about the endangered rhinos. Ask your class to create and decorate a banner in preparation for World Rhino Day that shares a conservationist message and informs others about the dangers posed to rhinos and other animals.

CURRICULUM: Social Studies • Art

Raise Awareness

Have students select one of the endangered species from the *Pandas and Other Endangered Species* Fact Tracker. Students should raise awareness about this endangered animal by completing an Endangered Animal Tracker—the reproducible activity on the next page. Then have students present their findings to their peers and post them in a public space!

CURRICULUM: Science • Art



 @RHCBeducators

MAGIC TREE HOUSE 



**RANDOM HOUSE
TEACHERS & LIBRARIANS**

Visit RHTeachersLibrarians.com, your online destination for all the resources you need for your school or library!



Name: _____

Animal:

Where Can I Find It? _____

What Does It Look Like? _____

Did you know . . . _____

© 2023 Mary Pope Osborne. Magic Tree House is a registered trademark of Mary Pope Osborne; used under license. Illustration licensed from Shutterstock, Inc.

