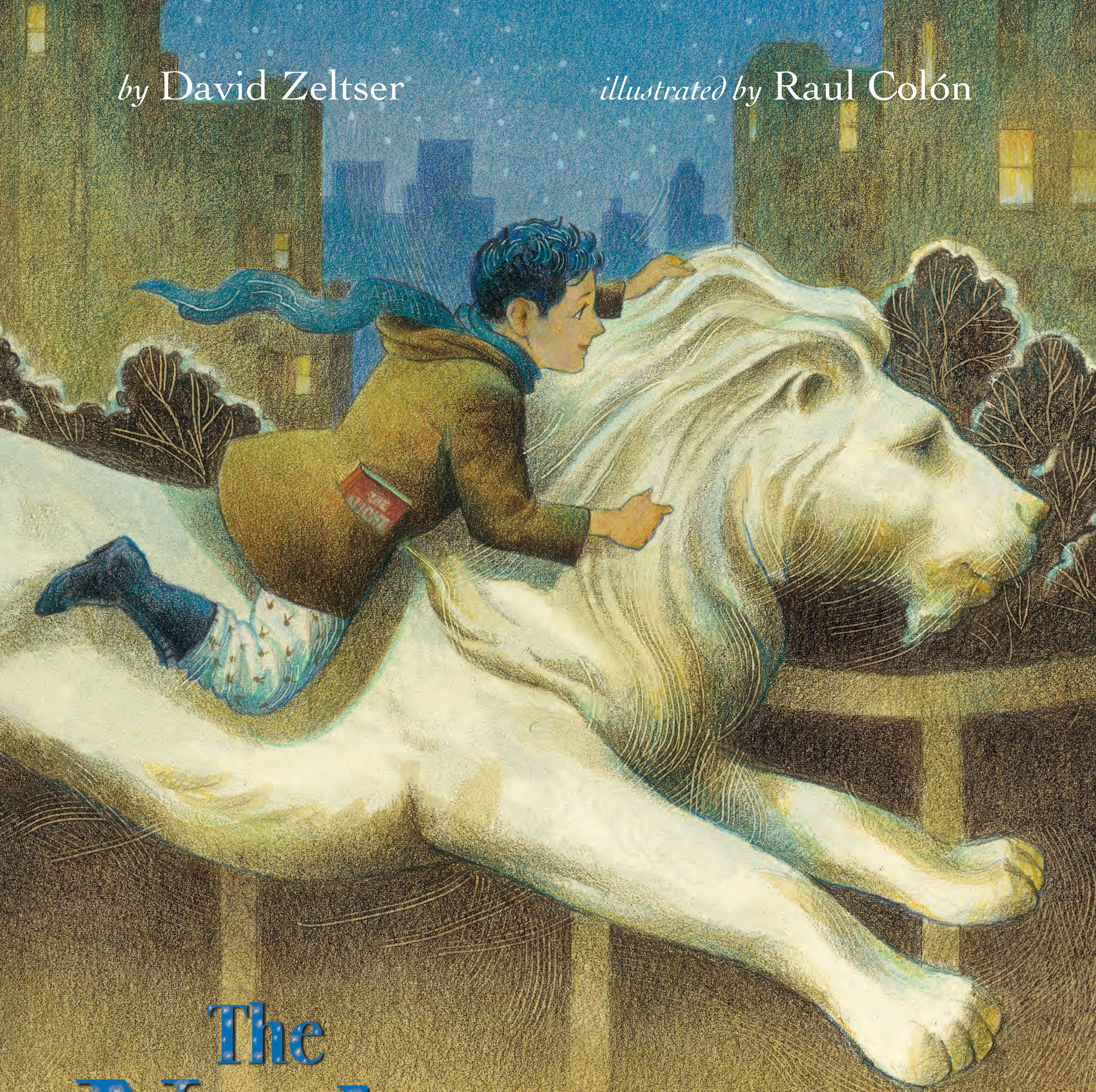


by David Zeltser

illustrated by Raul Colón



# The Night Library

Art © 2013 by Raul Colón

# The Night Library

## CLASSROOM ACTIVITY GUIDE

### About the Book

After a young boy goes to sleep upset that he will be receiving a book for his birthday, he's visited in the night by Patience and Fortitude, the two stone lions who guard the New York Public Library. He's magically whisked away from his cozy home in the Bronx, and the two mighty lions show him the wonder of the library. There, the inquisitive Latino boy discovers the power of books and their role not only in his own life but also in the lives of the people he loves.

Raul Colón's gorgeous, rich art creates an immersive world in this book about books that is sure to capture the imaginations of kids and adults and inspire them to grab their library cards and dive into the worlds of stories.



Art © 2019 by Raul Colón


Grades 3–7  
HC: 978-1-5247-1798-8  
GLB: 978-1-5247-1799-5 • EL: 978-1-5247-1800-8

### About the Author and Illustrator

DAVID ZELTSEER emigrated with his family from the former Soviet Union at age five. After graduating from Harvard with a degree in physics, he was admitted to vet school to study wildlife medicine, but ultimately came back to his first love—storytelling. David and his friend Julia Chiapella cofounded the Santa Cruz Young Writers Program's tutoring and writing center at the Museum of Art & History. He lives in Santa Cruz, California, with his wife, Fiona; their daughter, Naomi; and their dog, Ella.


RAUL COLÓN is the illustrator of numerous highly acclaimed children's books, including *Tomás and the Library Lady* and *Doña Flor*, and has received Gold and Silver Medals from the Society of Illustrators.

### Also Illustrated by Raul Colón



RHTeachersLibrarians.com  
@RHCBEducators

# IN THE CLASSROOM



## Pre-Reading Activity

Take your students on a virtual visit of the New York Public Library by watching this video from the New York Landmarks Conservancy: [vimeo.com/201856623](https://vimeo.com/201856623).

## Pre-Reading Vocabulary

Review these words with your students prior to reading the story. Write the words and their definitions on sentence strips or chart paper and refer to them while reading and completing the activities.

- **edifice:** a large and usually impressive building
- **patience:** the ability to wait for a long time without becoming annoyed or upset
- **fortitude:** the mental strength and courage that allows someone to face difficult things
- **solemn:** very serious or formal in manner, behavior, or expression
- **astounded:** feeling or showing great surprise or wonder

 Correlates to Common Core Standard CCSS.ELA-LITERACY.L.2.4

## Art/Makerspace Activity

Show this video of a Lego artist re-creating the statues of Patience and Fortitude out of Legos: [youtube.com/watch?v=5jdiNvloDUo](https://youtube.com/watch?v=5jdiNvloDUo). To get an idea of the size of the actual statues, measure out the dimensions in the hallway or on the playground. Ask your students to create miniature lion statues similar to Patience and Fortitude using materials on hand.

## Story Charades

The books in *The Night Library* come together to re-create scenes from stories that are special to the main character. Working in small groups, have your students create scenes from popular stories or fairy tales by acting them out for the rest of the class. Their goal is to create the scene using no words and have the rest of the class correctly guess the story scene they are reenacting.

## Journal Entries

Ask students to write about the best present they have received. When did they receive it? Who gave it to them? What made it so special?

Ask students to recall a favorite story they remember reading as a very young child or a favorite that was recently discovered. What made it so memorable?

Write about a memory you have with someone who is very special to you. Who is the person? What made the memory so special?

Read the author's note to the students. It explains that for thousands of years, lion statues have served as guardians to the entrances of sacred temples and palaces. Ask them to reflect on why a library might be considered a sacred place.

 Correlates to Common Core Standard CCSS.ELA-LITERACY.W.2.3


## Guest Speaker/Expert in the Classroom

Invite your school or local librarian to your class to discuss the resources, events, and activities available for students at the public library. If the librarian is unable to visit in person, arrange a virtual visit via Skype or Google Hangouts. Make sure each student receives and completes a library card application at the end of the presentation.

## Vocabulary Wall

The author's note explains how the two lions received their names. Research and discuss with students what happened in the United States during the Great Depression, and reflect on why Mayor LaGuardia selected those two words as names for the lions. What other words would have made good names for the lions? Create a vocabulary wall and have the class vote on their two favorites.

 Correlates to Common Core Standard CCSS.ELA-LITERACY.L.2.5.B



Name \_\_\_\_\_

# Moving Books

*The Night Library* describes the way books move off the shelf using some words that may be unfamiliar to students. Review the definitions below:

- **jittered:** made continuous fast repetitive movements
- **swayed:** moved slowly back and forth
- **twirled:** spun around and around
- **skittered:** moved quickly and lightly along a surface


What other ways could you describe a book moving? Would it make a difference what kind of book it was? Use the graphic organizer below to record your thoughts.

Type of book:	Describe how the book might move:	Write a sentence about the book moving off the shelf:
Scary		
Funny		
Mystery		
Animal		

**Extension:** Pick your favorite description of the way a book might move, and act out how that movement would look.



Name \_\_\_\_\_



# Animal Guardians

Two lions guard the New York Public Library. Which animals would you choose to guard your library or a place that is very special to you? Write down why they would be good guardians, and draw a picture of each animal.

**Animal name:**

**Why they would make  
a good guardian:**

Here's a picture of my animal:

\_\_\_\_\_

\_\_\_\_\_


\_\_\_\_\_

\_\_\_\_\_

\_\_\_\_\_

\_\_\_\_\_

\_\_\_\_\_



**Animal name:**

**Why they would make  
a good guardian:**

Here's a picture of my animal:

\_\_\_\_\_

\_\_\_\_\_

\_\_\_\_\_

\_\_\_\_\_

\_\_\_\_\_

\_\_\_\_\_

\_\_\_\_\_

