

Host a **WORDY BIRDY** Storytime!

That sounds
like tons of fun!

BEFORE STARTING THE STORY

Hold up a copy of *Wordy Birdy* and ask the audience what they think of the cover. Have they ever seen so many words on a cover before? Read some of the sayings in the background such as, "I'm in a book", and "I'm upside down," and "Did you notice the barcode?"

Read the back cover and the beginning endpapers. Ask the audience if they've read other books with speech bubbles. Maybe they have read the Elephant & Piggie books or *I Don't Want to Be a Frog*. Let them know that speech bubbles are used to show when someone is talking in a drawing or picture. And in this book, Wordy Birdy has A LOT to say!

AS YOU READ

Make sure everyone sees the signs that are warning Wordy not to keep going. Pause and let the audience answer the question, "Does Wordy listen?"


Consider exaggerating how difficult it is to keep up with Wordy Birdy and everything she says. Take deep breaths, and huff and puff after she talks.

END THE STORYTIME

Read the endpapers in the back.



Ask your storytime attendees if they enjoyed the book too. Do they know anyone like Wordy who isn't *the best* at listening? Remind them that it's okay to have a little bit of Wordy Birdy in us, as long as we try our hardest to also listen to others, especially when it counts.

When you're done, invite your storytime listeners to complete the activities in this brochure and to take home their own personalized speech bubbles!



Run, Wordy Birdy!



Help Wordy Birdy and her friends Squirrel, Rabbit, and Raccoon run away from the bear!



Color Me Wordy!

Wordy Birdy loves just about everything, and she's willing to tell you so. She loves orange and pink and circles and triangles. And unicorns, too!

Using markers, colored pencils, or crayons, color in Wordy with YOUR favorite colors!




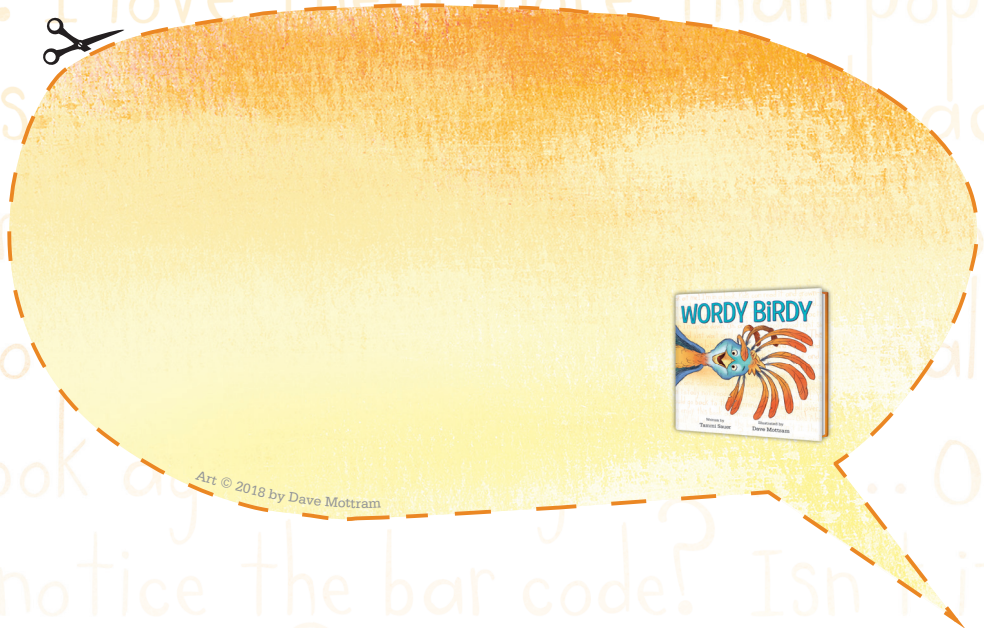

Wordy Birdy Balloons

Here's a chance for your storytime attendees to say what's on their minds!

Give each attendee one of the provided word balloon props.

(If you run out, photocopy the template below to make more!)

Write or draw in your speech bubble and encourage each guest to do the same and share with the group!



Don't forget to round up your Wordy Birdies for a picture perfect moment!