



A BAD DOG obstacle course

Cats love to play!

Instructions:

- Print as many paw prints as you'd like, then cut around the edges.
- Be creative about your space to create an obstacle course! Use tape to affix the paw prints to the ground and use other props. Place paw prints close together so kids can jump on each one. Use masking tape to create a "lane" where kids can crawl on their hands and knees like a cat, then place a cardboard box at the end of the course for kids to jump in at the finish line.
- Encourage the kids to line up and complete the obstacle course one at a time.



Host a **BAD DOG** storytime

BEFORE STARTING THE STORY


Introduce your audience to *Bad Dog*. This is a story about a little girl who asks her parents for a dog . . . and gets a cat instead. Point to Rocky on the front cover of the book. Ask the kids if Rocky looks like a dog. Explain what's different about cats and dogs physically. But what makes them different otherwise? Open the first page of *Bad Dog* to find out!

AS YOU READ


Bad Dog is all about laughter! Pause where necessary, draw out words, use a silly voice for all of the girl's commentary, and give your audience a chance to take in the amusing artwork.

END THE STORYTIME

Close the book and ask your audience what they thought of Rocky. Is she a bad dog or a good cat? Ask the kids what sort of games they would play with Rocky if they had a pet just like her. For an extra-fun finish to storytime, encourage the kids to do their very best impressions of Rocky.





Art © 2019 by Mike Boldt



Color your own **Rocky**

Choose your favorite crayons or markers
and create your very own special "bad dog"!



Where's **Rocky**?

There are a few dogs in this picture,
but where is the cat? Can you spot Rocky?
Circle him to rescue him from the dogs!



Art © 2019 by Mike Boldt

**BAD
DOG**

by Mike Boldt

