

BY MIKE BOLDT



RHTeachersLibrarians.com

FIND FERGUS

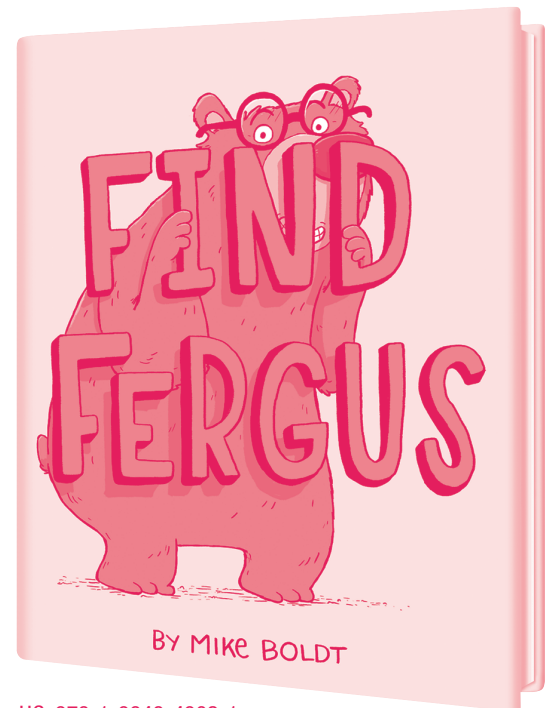
Storytime Activities

ABOUT THE BOOK

Follow Fergus and see all the silly ways he is **terrible** at playing hide-and-seek. He tries to hide behind a **very** tiny tree (“Found you, Fergus! That was too easy!”) and in a giant crowd of bunnies and squirrels (“Try bears, Fergus. Bears!”). Children will giggle from start to finish as they play along with huge, lovable Fergus.

ABOUT THE AUTHOR

Mike Boldt is from rural Alberta, Canada, and is the author and illustrator of more than twenty books, including *Bad Dog*, *A Tiger Tail*, and *I Don’t Want to Be a Frog* and its sequels by Dev Petty. When he’s not drawing ridiculous animals or people for stories, he can be found sharing adventures and laughs (and his ice cream) with his family.



HC: 978-1-9848-4902-1
GLB: 978-1-9848-4903-8
EL: 978-1-9848-4904-5

BEFORE STARTING THE STORY

Begin by holding up the book and introducing the kids to Fergus. Tell them Fergus loves to play hide-and-seek and wants to play a game with them . . . although he might need a little practice. Ask the kids what their favorite games are. Did they have trouble learning how to play them? Did a family member, or friend teach them how play it? and why is it their favorite game?

AS YOU READ

Encourage the kids to interact with the story and find Fergus! When you get to the page with a lot of brown bears, ask the kids what makes Fergus stand out. Is he wearing something that distinguishes him from the rest of the bears?

AFTER YOU FINISH THE BOOK

Go to the foldout page and see if kids can find all the items listed on the last page of the book.



CREATE YOUR OWN LOOK AND FIND SCENE!

Draw a picture of your favorite place to play outdoors from a birds-eye view. If you were to play hide and seek with Fergus draw a circle on places that would be great hiding spots for him. Draw an X on places where he would be found easily. Share your drawing with the class and see if they can find any other hiding spaces for him.



CREATE A LIST OF THINGS TO FIND!

Now it's time to create your very own classroom scavenger hunt! Create a list like the one on the last page of the book. Ask the kids for suggestions. You can even throw in some silly ideas, like a rainbow-colored wig. Once your list has been created, encourage kids to seek out the items! Choose a small number of kids to look around the room for the things on the list. You can either have the kids point to the items, or have one or two of them retrieve the objects. You can even turn it into a game by dividing the class in half giving them 5 minutes to locate the items. Count each one they find as a point, and the team with the most points at the end, wins!





Make Storytime Play Time with These Fun Picture Books!



MIKE BOLDT BOOKS



INTERACTIVE STORIES



SILLY STORIES



Please be sure to visit our website for more storytime activities!



RHTeachersLibrarians.com